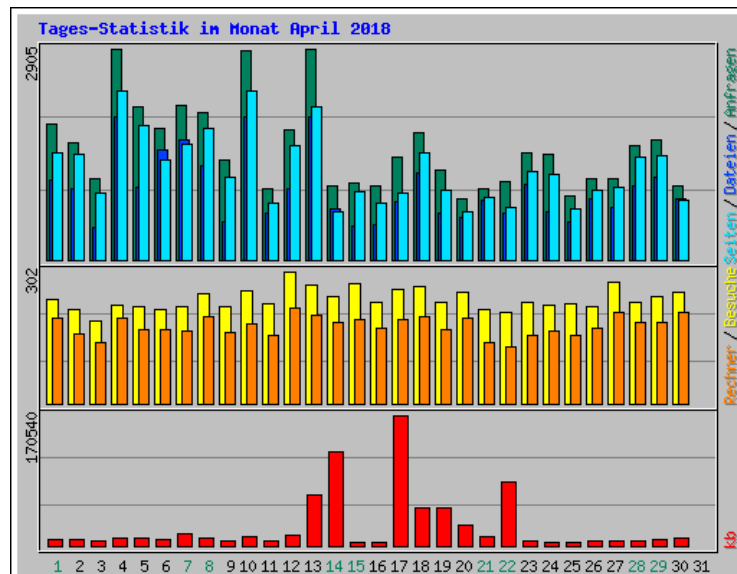


-  Startseite
-  Paketdetails
-  Webserver
-  E-Mail
-  Domains
-  clickStart
-  easyPage
-  Statistiken
-  Downloads
-  Experten Funktionen
-  Servernamen
-  Produkte verwalten
-  Seitwert Monitor
-  Meine Kundendaten
-  Rechnung-Online
-  Service & Hilfe
-  Info-Archiv
-  Logout

Webserver Statistik
Auslastungsstatistik für den Zeitraum: April 2018
Erstellt am 01-May-2018 00:30 CEST

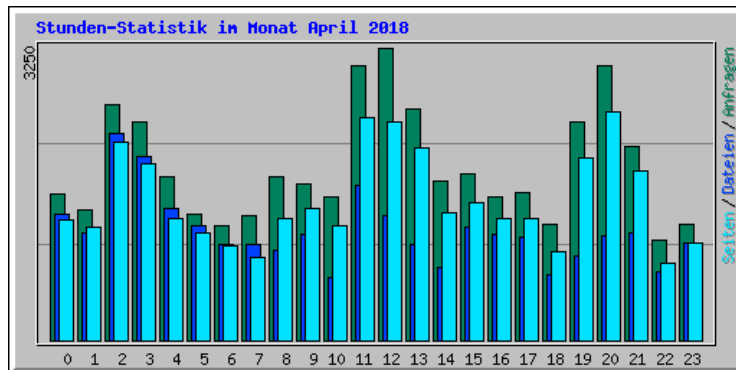
[Tages-Statistik] [Stunden-Statistik] [URLs] [Eingang] [Ausgang] [Rechner (IP-Adressen)] [Verweise] [Suche] [Benutzer] [Anwenderprogramme] [Länder]

Monats-Statistik für April 2018		
Summe der Anfragen		46146
Summe der Dateien		29104
Summe Seiten		37444
Summe Besuche		7132
Summe in kb		767066
Summe der unterschiedlichen Rechner (IP-Adressen)		2828
Summe der unterschiedlichen URLs		1147
Summe der unterschiedlichen Verweise		301
Summe der unterschiedlichen Benutzer		1
Summe der unterschiedlichen Anwenderprogramme		2063
	+	
	Schnitt	Maximum
Anfragen pro Stunde	64	794
Anfragen pro Tag	1538	2905
Dateien pro Tag	970	1974
Seiten pro Tag	1248	2331
Rechner (IP-Adressen) pro Tag	94	219
Besuche pro Tag	237	302
kb pro Tag	25569	170540
Anfragen nach Status-Codes		
Unbekannter Antwort-Code	25.31%	11680
Code 200 - OK	63.07%	29104
Code 201 - Erzeugt	0.05%	22
Code 204 - Kein Inhalt	0.15%	69
Code 206 - Unvollständiger Inhalt	0.52%	241
Code 301 - Die Seite wurde dauerhaft an einen andere Stelle verlegt	5.06%	2334
Code 302 - Die Seite wurde an einer anderer Stelle gefunden	0.15%	67
Code 304 - Die Seite wurde nicht geändert	0.03%	14
Code 400 - Ungültige Anfrage	0.10%	44
Code 403 - Die Antwort wurde verweigert	0.24%	109
Code 404 - Die Seite wurde nicht gefunden!	5.13%	2368
Code 405 - Die Methode ist nicht erlaubt	0.06%	26
Code 412 - Fehlende Voraussetzung	0.01%	3
Code 500 - Interner Server-Fehler ist aufgetreten (CGI?)	0.14%	65



Tages-Statistik im Monat April 2018

Tag	Anfragen		Daten		Seiten		Besuche		Rechner		NB	
1	1865	4.04%	1095	3.76%	1467	3.92%	239	3.35%	196	6.93%	8932	1.16%
2	1611	3.49%	973	3.34%	1459	3.90%	215	3.01%	158	5.59%	7623	0.99%
3	1115	2.42%	435	1.49%	928	2.48%	188	2.64%	138	4.88%	7060	0.92%
4	2893	6.27%	1961	6.74%	2331	6.23%	224	3.14%	194	6.86%	9396	1.22%
5	2113	4.58%	1001	3.44%	1844	4.92%	223	3.13%	168	5.94%	10322	1.35%
6	1800	3.90%	1515	5.21%	1373	3.67%	216	3.03%	168	5.94%	9262	1.21%
7	2127	4.61%	1646	5.66%	1597	4.27%	220	3.08%	165	5.83%	16275	2.12%
8	2017	4.37%	1294	4.45%	1818	4.86%	250	3.51%	197	6.97%	9664	1.26%
9	1377	2.98%	524	1.80%	1139	3.04%	220	3.08%	164	5.80%	6702	0.87%
10	2880	6.24%	1974	6.78%	2314	6.18%	259	3.63%	183	6.47%	11542	1.50%
11	976	2.12%	633	2.17%	789	2.11%	227	3.18%	156	5.52%	7181	0.94%
12	1790	3.88%	975	3.35%	1574	4.20%	302	4.23%	219	7.74%	14326	1.87%
13	2905	6.30%	1959	6.73%	2105	5.62%	271	3.80%	201	7.11%	66939	8.73%
14	1017	2.20%	700	2.41%	669	1.79%	244	3.42%	186	6.58%	122100	15.92%
15	1054	2.28%	465	1.60%	944	2.52%	273	3.83%	193	6.82%	5057	0.66%
16	1009	2.19%	483	1.66%	776	2.07%	231	3.24%	171	6.05%	5283	0.69%
17	1413	3.06%	803	2.76%	923	2.47%	262	3.67%	192	6.79%	170540	22.23%
18	1754	3.80%	1201	4.13%	1470	3.93%	268	3.76%	198	7.00%	49071	6.40%
19	1244	2.70%	649	2.23%	963	2.57%	232	3.25%	170	6.01%	50463	6.58%
20	841	1.82%	580	1.99%	653	1.74%	254	3.56%	195	6.90%	27256	3.55%
21	985	2.13%	825	2.83%	864	2.31%	216	3.03%	138	4.88%	12722	1.66%
22	1076	2.33%	651	2.24%	727	1.94%	207	2.90%	131	4.63%	84144	10.97%
23	1481	3.21%	1036	3.56%	1220	3.26%	231	3.24%	155	5.48%	7456	0.97%
24	1462	3.17%	664	2.28%	1166	3.11%	224	3.14%	165	5.83%	5541	0.72%
25	874	1.89%	522	1.79%	705	1.88%	227	3.18%	157	5.55%	4466	0.58%
26	1119	2.42%	837	2.88%	958	2.56%	221	3.10%	172	6.08%	6360	0.83%
27	1108	2.40%	713	2.45%	998	2.67%	277	3.88%	207	7.32%	6639	0.87%
28	1562	3.38%	1022	3.51%	1416	3.78%	231	3.24%	185	6.54%	7230	0.94%
29	1660	3.60%	1133	3.89%	1425	3.81%	245	3.44%	187	6.61%	7798	1.02%
30	1018	2.21%	835	2.87%	829	2.21%	255	3.58%	208	7.36%	9717	1.27%



Stunden-Statistik im Monat April 2018

Stunde	Anfragen		Daten		Seiten		NB					
	Schnitt	Summe	Schnitt	Summe	Schnitt	Summe	Schnitt	Summe				
0	54	1625	3.52%	46	1404	4.82%	44	1330	3.55%	399	11965	1.56%
1	48	1445	3.13%	39	1190	4.09%	42	1264	3.38%	584	17520	2.28%
2	87	2618	5.67%	76	2300	7.90%	73	2208	5.90%	574	17228	2.25%
3	80	2425	5.26%	68	2041	7.01%	65	1967	5.25%	1484	44505	5.80%
4	60	1812	3.93%	49	1472	5.06%	45	1354	3.62%	928	27831	3.63%
5	46	1404	3.04%	42	1278	4.39%	39	1195	3.19%	339	10174	1.33%
6	42	1268	2.75%	35	1066	3.66%	35	1050	2.80%	682	20447	2.67%
7	45	1377	2.98%	35	1065	3.66%	30	927	2.48%	2001	60042	7.83%
8	60	1815	3.93%	33	996	3.42%	45	1357	3.62%	1557	46705	6.09%
9	58	1740	3.77%	39	1172	4.03%	48	1465	3.91%	1198	35939	4.69%
10	53	1593	3.45%	23	695	2.39%	42	1277	3.41%	1076	32286	4.21%
11	101	3055	6.62%	57	1715	5.89%	82	2469	6.59%	849	25479	3.32%
12	108	3250	7.04%	46	1390	4.78%	80	2429	6.49%	445	13335	1.74%
13	85	2569	5.57%	35	1071	3.68%	71	2140	5.72%	358	10727	1.40%
14	58	1764	3.82%	27	815	2.80%	46	1409	3.76%	695	20865	2.72%
15	61	1846	4.00%	41	1254	4.31%	51	1530	4.09%	1603	48088	6.27%
16	52	1586	3.44%	39	1180	4.05%	44	1347	3.60%	292	8754	1.14%
17	54	1636	3.55%	38	1146	3.94%	45	1358	3.63%	316	9484	1.24%
18	42	1285	2.78%	24	731	2.51%	32	987	2.64%	1609	48280	6.29%
19	80	2428	5.26%	31	937	3.22%	67	2023	5.40%	2962	88865	11.59%

20	101	3053	6.62%	38	1165	4.00%	84	2539	6.78%	1198	35930	4.68%
21	71	2155	4.67%	39	1185	4.07%	62	1882	5.03%	1475	44241	5.77%
22	36	1106	2.40%	25	762	2.62%	28	859	2.29%	1076	32290	4.21%
23	43	1291	2.80%	35	1074	3.69%	35	1078	2.88%	1870	56086	7.31%

Top 30 von 1147 URLs												
#	Anfragen		nb	URL								
1	3066	6.64%	7801	1.02%	/xmlrpc.php							
2	2068	4.48%	15546	2.03%	/ipiiki/							
3	2032	4.40%	5727	0.75%	/wp-login.php							
4	1254	2.72%	1401	0.18%	/wp-json/oembed/1.0/embed							
5	1194	2.59%	78	0.01%	/robots.txt							
6	1143	2.48%	12595	1.64%	/							
7	951	2.06%	0	0.00%	/wp-cron.php							
8	423	0.92%	87	0.01%	/wp-admin/admin-ajax.php							
9	272	0.59%	9712	1.27%	/wp-includes/js/jquery/jquery.js							
10	249	0.54%	11814	1.54%	/category/myblog/page/2/							
11	215	0.47%	165	0.02%	/wp-includes/js/wp-embed.min.js							
12	212	0.46%	436	0.06%	/wp-content/themes/twentyfifteen/js/functions.js							
13	211	0.46%	919	0.12%	/wp-includes/js/wp-emoji-release.min.js							
14	201	0.44%	6357	0.83%	/2007/10/26/zwangs-sprachkurs/							
15	200	0.43%	90	0.01%	/wp-content/themes/twentyfifteen/js/skip-link-focus-fix.js							
16	200	0.43%	855	0.11%	/wp-includes/js/jquery/jquery-migrate.min.js							
17	199	0.43%	504	0.07%	/wp-content/plugins/table-of-contents-plus/front.min.js							
18	160	0.35%	15	0.00%	/owncloud/status.php							
19	159	0.34%	815	0.11%	/feed/							
20	155	0.34%	1438	0.19%	/comments/feed/							
21	152	0.33%	6739	0.88%	/category/myblog/							
22	150	0.33%	507002	66.10%	/wp-content/uploads/2013/08/Bilder-Garten.pdf							
23	141	0.31%	2326	0.30%	/history/							
24	139	0.30%	1842	0.24%	/2012/08/27/mannheim-amtlich/							
25	131	0.28%	3188	0.42%	/category/myblog/page/4/							
26	124	0.27%	2428	0.32%	/preise/							
27	120	0.26%	4253	0.55%	/category/myblog/feed/							
28	91	0.20%	933	0.12%	/flug/							
29	86	0.19%	33	0.00%	/owncloud/ocs/v1.php/cloud/activity							
30	85	0.18%	674	0.09%	/2013/08/29/garten/							

Top 10 von 1147 URLs sortiert nach nb					
#	Anfragen		nb	URL	
1	150	0.33%	507002	66.10%	/wp-content/uploads/2013/08/Bilder-Garten.pdf
2	2068	4.48%	15546	2.03%	/ipiiki/
3	1143	2.48%	12595	1.64%	/
4	249	0.54%	11814	1.54%	/category/myblog/page/2/
5	272	0.59%	9712	1.27%	/wp-includes/js/jquery/jquery.js
6	3066	6.64%	7801	1.02%	/xmlrpc.php
7	152	0.33%	6739	0.88%	/category/myblog/
8	201	0.44%	6357	0.83%	/2007/10/26/zwangs-sprachkurs/
9	2032	4.40%	5727	0.75%	/wp-login.php
10	120	0.26%	4253	0.55%	/category/myblog/feed/

Top 10 von 567 Eingangsseiten Gesamt					
#	Anfragen		Besuche		URL
1	2068	4.48%	1793	27.01%	/ipiiki/
2	1143	2.48%	1140	17.17%	/
3	951	2.06%	697	10.50%	/wp-cron.php
4	3066	6.64%	419	6.31%	/xmlrpc.php
5	2032	4.40%	206	3.10%	/wp-login.php
6	159	0.34%	87	1.31%	/feed/
7	141	0.31%	84	1.27%	/history/
8	124	0.27%	80	1.21%	/preise/
9	160	0.35%	75	1.13%	/owncloud/status.php
10	85	0.18%	49	0.74%	/2013/08/29/garten/

Top 10 von 373 Ausgangsseiten Gesamt					
#	Anfragen		Besuche		URL
1	2068	4.48%	1791	27.69%	/ipiiki/
2	1143	2.48%	776	12.00%	/
3	951	2.06%	695	10.75%	/wp-cron.php
4	3066	6.64%	491	7.59%	/xmlrpc.php
5	2032	4.40%	243	3.76%	/wp-login.php
6	120	0.26%	96	1.48%	/category/myblog/feed/
7	159	0.34%	91	1.41%	/feed/
8	124	0.27%	78	1.21%	/preise/
9	139	0.30%	54	0.83%	/2012/08/27/mannheim-amtlich/
10	85	0.18%	40	0.62%	/2013/08/29/garten/

Top 30 von 2828 Rechnern (IP-Adressen)									
#	Anfragen		Daten		Nb		Besuche		Rechnername
1	2166	4.69%	2105	7.23%	110	0.01%	740	10.38%	2001:1640:5::2:53
2	1184	2.57%	40	0.14%	366	0.05%	8	0.11%	83.135.99.230
3	1083	2.35%	920	3.16%	2806	0.37%	1	0.01%	54.210.59.106
4	1080	2.34%	917	3.15%	2806	0.37%	1	0.01%	34.232.66.79
5	1080	2.34%	917	3.15%	2806	0.37%	1	0.01%	54.89.60.70
6	928	2.01%	116	0.40%	5915	0.77%	135	1.89%	188.40.81.134
7	848	1.84%	15	0.05%	200	0.03%	3	0.04%	87.122.196.241
8	743	1.61%	15	0.05%	185	0.02%	3	0.04%	87.122.195.59
9	734	1.59%	10	0.03%	186	0.02%	2	0.03%	87.122.205.114
10	725	1.57%	48	0.16%	283	0.04%	6	0.08%	83.135.107.238
11	716	1.55%	625	2.15%	2185	0.28%	1	0.01%	54.144.199.253
12	664	1.44%	638	2.19%	7577	0.99%	72	1.01%	216.244.66.237
13	614	1.33%	31	0.11%	351	0.05%	3	0.04%	89.247.120.67
14	597	1.29%	27	0.09%	407	0.05%	4	0.06%	87.122.237.68
15	568	1.23%	568	1.95%	225	0.03%	371	5.20%	123.57.254.142
16	557	1.21%	20	0.07%	134	0.02%	4	0.06%	89.247.121.2
17	552	1.20%	551	1.89%	332	0.04%	1	0.01%	5.188.62.117
18	545	1.18%	20	0.07%	137	0.02%	4	0.06%	87.122.200.98
19	533	1.16%	15	0.05%	139	0.02%	3	0.04%	87.122.238.111
20	504	1.09%	23	0.08%	308	0.04%	1	0.01%	89.247.121.189
21	485	1.05%	10	0.03%	111	0.01%	2	0.03%	87.122.126.97
22	484	1.05%	15	0.05%	111	0.01%	2	0.03%	87.122.226.254
23	461	1.00%	445	1.53%	192	0.03%	1	0.01%	121.42.205.30
24	461	1.00%	445	1.53%	192	0.03%	1	0.01%	140.143.93.167
25	461	1.00%	437	1.50%	1634	0.21%	1	0.01%	34.203.38.179
26	459	0.99%	15	0.05%	108	0.01%	3	0.04%	87.122.122.255
27	455	0.99%	439	1.51%	190	0.02%	1	0.01%	115.28.28.62
28	453	0.98%	15	0.05%	108	0.01%	3	0.04%	87.122.116.96
29	447	0.97%	447	1.54%	4313	0.56%	1	0.01%	66.70.182.111
30	437	0.95%	15	0.05%	102	0.01%	3	0.04%	83.135.98.158

Top 10 von 2828 Rechnern (IP-Adressen) sortiert nach Nb									
#	Anfragen		Daten		Nb		Besuche		Rechnername
1	28	0.06%	28	0.10%	52692	6.87%	2	0.03%	89.14.188.5
2	23	0.05%	23	0.08%	39762	5.18%	1	0.01%	92.74.22.129
3	20	0.04%	20	0.07%	39515	5.15%	1	0.01%	2a02:8071:b9b:a700:d939:3af0:3ec5:9943
4	17	0.04%	17	0.06%	26378	3.44%	1	0.01%	94.217.98.134
5	32	0.07%	32	0.11%	25658	3.34%	1	0.01%	79.218.131.149
6	33	0.07%	33	0.11%	25466	3.32%	1	0.01%	46.5.0.15
7	32	0.07%	32	0.11%	25394	3.31%	1	0.01%	88.67.120.14
8	34	0.07%	34	0.12%	25152	3.28%	2	0.03%	78.42.196.73
9	31	0.07%	31	0.11%	24818	3.24%	1	0.01%	92.75.199.215
10	33	0.07%	33	0.11%	23482	3.06%	1	0.01%	80.187.96.243

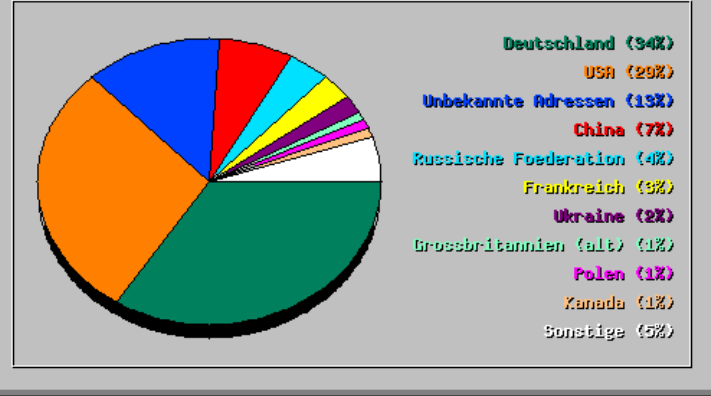
Top 30 von 301 Verweise		
#	Anfragen	Verweise

1	33381	72.34%	- (Direct Request)
2	1715	3.72%	http://ao62.de/
3	1387	3.01%	http://ao62.de/piiki/index.php
4	1386	3.00%	http://ao62.de
5	951	2.06%	http://ao62.de/wp-cron.php
6	786	1.70%	http://ao62.de/wp-admin/post.php
7	745	1.61%	http://ao62.de/2013/08/29/garten/
8	624	1.35%	http://ao62.de/wp-login.php
9	310	0.67%	http://ao62.de/index.php
10	245	0.53%	http://ao62.de/2013/03/10/ip-adresse-andern-in-der-cmd/
11	235	0.51%	http://www.ao62.de/images/storiescs/070526_Carabao_Antwerp_Belgium/album/index.html
12	222	0.48%	http://ao62.de/category/myblog/page/2/
13	207	0.45%	http://site.ru
14	176	0.38%	http://ao62.de/index.php/sonstiges
15	147	0.32%	http://ao62.de/category/myblog/
16	142	0.31%	http://ao62.de/wp-admin/
17	135	0.29%	AfD-Verbotsverfahren_JETZT!
18	135	0.29%	http://ao62.de/wp-admin/post-new.php
19	124	0.27%	http://ao62.de/2012/09/09/sendungsverfolgung/
20	116	0.25%	http://ao62.de/index.php/infobox
21	116	0.25%	http://ao62.de/index.php/mannheim
22	116	0.25%	http://ao62.de/index.php/myblog
23	111	0.24%	http://ao62.de/category/myblog/page/4/
24	111	0.24%	http://www.ao62.de/images/storiescs/16_Oct_05_Carabao_in_Stuttgat/index.html
25	110	0.24%	http://ao62.de/category/myblog/feed/
26	99	0.21%	http://ao62.de/comments/feed/
27	90	0.20%	http://ao62.de/2007/10/26/zwangs-sprachkurs/
28	72	0.16%	http://ao62.de/early/LOSO-MA-11_02_06/
29	68	0.15%	http://ao62.de/history/
30	63	0.14%	http://www.ao62.de/images/storiescs/carama/idx.htm

Top 1 von 1 Benutzer Gesamt									
#	Anfragen		Daten		IP		Beurthe		Benutzer
1	431	0.93%	431	1.48%	535	0.07%	79	1.11%	Armin

Top 15 von 2000 Anwendungsprogramme		
#	Anfragen	Anwendungsprogramm
1	11675	25.30% Mozilla/5.0 (Windows) mirall/2.3.1 (build 6824)
2	4863	10.54% MauiBot (crawler.feedback+wc@gmail.com)
3	1740	3.77% Mozilla/5.0 (Windows NT 10.0; Win64; x64) AppleWebKit/537.36 (KHTML, like Gecko) Chrome/65.0.3325.181 Safari/537.36
4	1542	3.34% Mozilla/5.0 (compatible; SemrushBot/1.2~bl; +http://www.semrush.com/bot.html)
5	1377	2.98% Apache-HttpClient/4.5.2 (Java/1.8.0_151)
6	1287	2.79% Mozilla/5.0 (compatible; spbot/5.0.3; +http://OpenLinkProfiler.org/bot)
7	1175	2.55% Mozilla/5.0 (compatible; MSIE 9.0; Windows NT 6.1; WOW64; Trident/5.0)
8	1094	2.37% Mozilla/5.0 (compatible; bingbot/2.0; +http://www.bing.com/bingbot.htm)
9	1048	2.27% Mozilla/5.0 (X11; U; Linux x86_64; en-US; rv:1.9.0.3) Gecko/2008092814 Icceweasel/3.0.3 (Debian-3.0.3-3)
10	890	1.93% WordPress/4.9.5; http://ao62.de
11	794	1.72% Mozilla/5.0 (Windows NT 6.1; rv:52.0) Gecko/20100101 Firefox/52.0
12	763	1.65% Mozilla/5.0 (compatible; AhrefsBot/5.2; +http://ahrefs.com/robot/)
13	736	1.59% Mozilla/5.0 (Macintosh; U; Intel Mac OS X 10.6; fr; rv:1.9.2.8) Gecko/20100722 Firefox/3.6.8
14	734	1.59% Mozilla/5.0 (compatible; DotBot/1.1; http://www.opensiteexplorer.org/dotbot, help@moz.com)
15	645	1.40% Mozilla/5.0 (Windows NT 10.0; Win64; x64) AppleWebKit/537.36 (KHTML, like Gecko) Chrome/61.0.3163.100 Safari/537.36

Anfragen aus Laendern in Monat April 2018



Top 30 von 94 Laendern						
#	Anfragen		Datien		ab	Land
1	15520	33.63%	2644	9.08%	414200	54.00% Deutschland
2	13462	29.17%	12186	41.87%	89303	11.64% USA
3	5793	12.55%	5432	18.66%	150647	19.64% Unbekannte Adressen
4	3030	6.57%	2819	9.69%	6170	0.80% China
5	1640	3.55%	1414	4.86%	17080	2.23% Russische Foederation
6	1164	2.52%	908	3.12%	11465	1.49% Frankreich
7	865	1.87%	604	2.08%	15924	2.08% Ukraine
8	634	1.37%	314	1.08%	5502	0.72% Grossbritannien (alt)
9	501	1.09%	353	1.21%	12664	1.65% Polen
10	464	1.01%	418	1.44%	8378	1.09% Kanada
11	360	0.78%	127	0.44%	1836	0.24% Thailand
12	255	0.55%	147	0.51%	4699	0.61% Australien
13	242	0.52%	103	0.35%	1437	0.19% Niederlande
14	228	0.49%	224	0.77%	748	0.10% Japan
15	205	0.44%	182	0.63%	881	0.11% Daenemark
16	129	0.28%	12	0.04%	710	0.09% Litauen
17	128	0.28%	125	0.43%	545	0.07% Indonesien
18	126	0.27%	105	0.36%	440	0.06% Schweden
19	107	0.23%	102	0.35%	350	0.05% Indien
20	100	0.22%	48	0.16%	1342	0.17% Taiwan
21	93	0.20%	91	0.31%	305	0.04% Suedkorea
22	82	0.18%	82	0.28%	168	0.02% Israel
23	79	0.17%	74	0.25%	518	0.07% Hong Kong
24	73	0.16%	47	0.16%	679	0.09% Vietnam
25	72	0.16%	70	0.24%	1860	0.24% Chile
26	72	0.16%	66	0.23%	330	0.04% Tuerkei
27	66	0.14%	64	0.22%	13580	1.77% Schweiz
28	65	0.14%	65	0.22%	704	0.09% Oesterreich
29	59	0.13%	57	0.20%	117	0.02% Brasilien
30	53	0.11%	48	0.16%	1923	0.25% Rumaenien